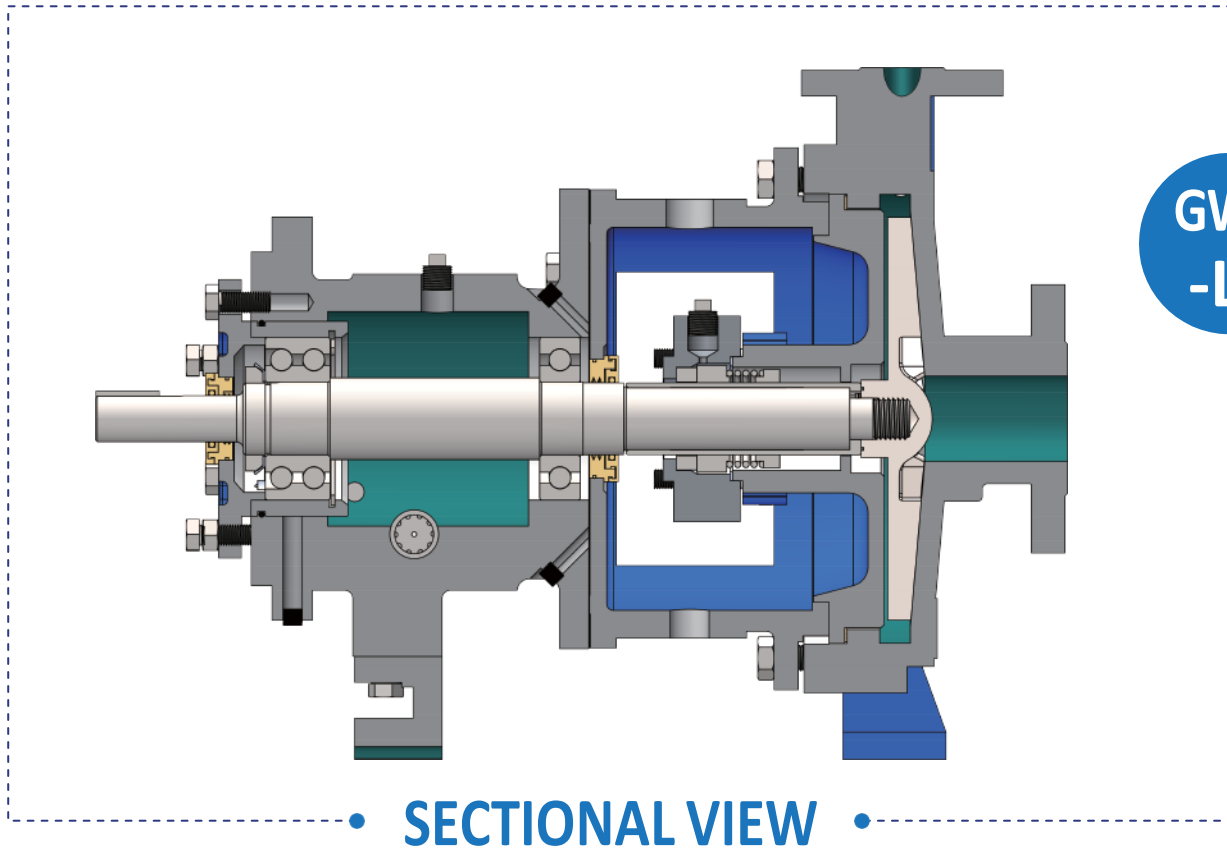




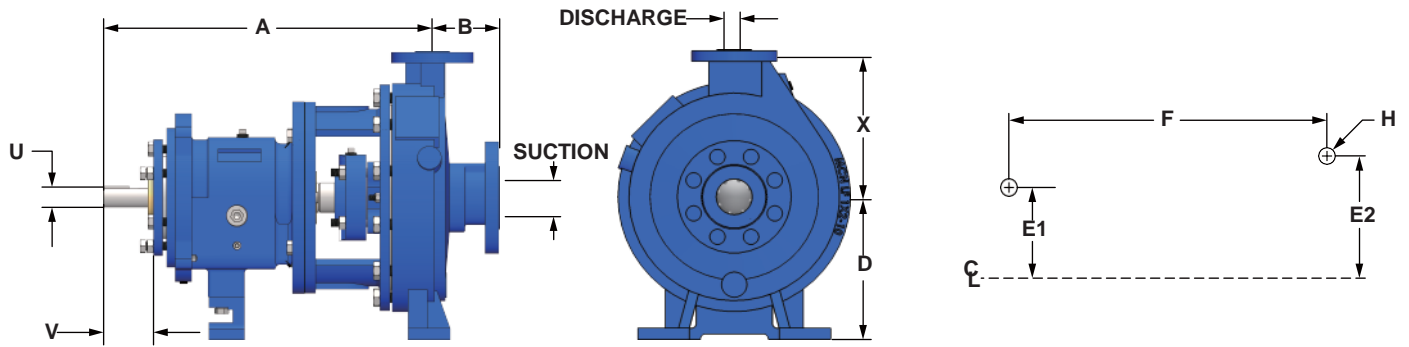
# **GWN-LF SERIES CHEMICAL PROCESS PUMP**



## PRODUCT FEATURES

GWN-LF Chemical process pump line is specifically designed to provide superior performance for low flow services of the Chemical Process Industries. They comply with ASME/ANSI B73.1M standard. Power end kits and stuffing box kits are fully interchangeable with other pumps (contact Wishart Pumps for details).

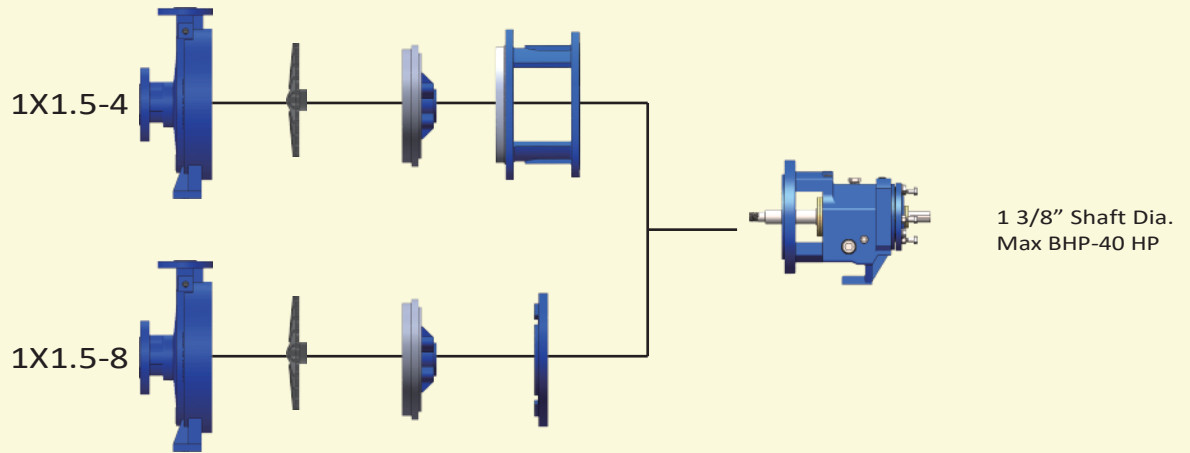
## ▼ OUTLINE DIMENSIONS [ Unit: inch ]



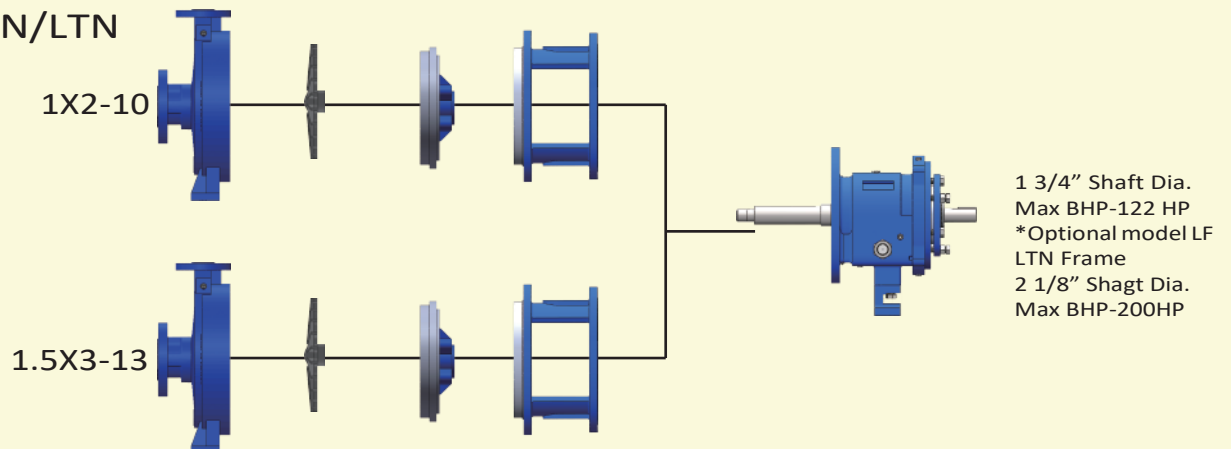
PUMP DIMENSIONS															
Pump Frame	Pump Size	Dis.	Suc.	X	A	B	D	Foot Pattern				Shaft			Bare Pump Weight(lbs.)
								E1	E2	F	H	U	Keyway	V	
STN	1X1.5-4	1	1.5	6.5	13.5	4	5.25	3	0	7 1/4	5/8	.875	3/16X3/32	2	85
	1X1.5-8	1	1.5												100
MTN	1X2-10	1	2	8.5	19.5	4	8.25	4 7/8	3 5/8	12 1/2	5/8	1.125	1/4X1/8	2 5/8	200
LTN												1.875	1/2X1/4		250
LTN	1.5X3-13	1.5	3	10.5	19.5	4	10	4 7/8	3 5/8	12 1/2	5/8	1.875	1/2X1/4	2 5/8	290

## ▼ MODEL GWN-LF INTERCHANGEABILITY & OUTLINE DIMENSION DRAWING

### GWN-LF STN



### GWN-LF MTN/LTN



# PERFORMANCE CHARTS

